CDRA 2026-2027 Qualification Track

Track Requirements and Rules

1)Gates: The max size of the opening is 7 feet wide by 6 feet tall.

2)Flags: Flags can be standalone like pictured, or attached to the end of a gate.
Flags must be a min of 8ft Tall, and can be a simple piece of PVC.

3)Your lap time starts when passing the first gate.

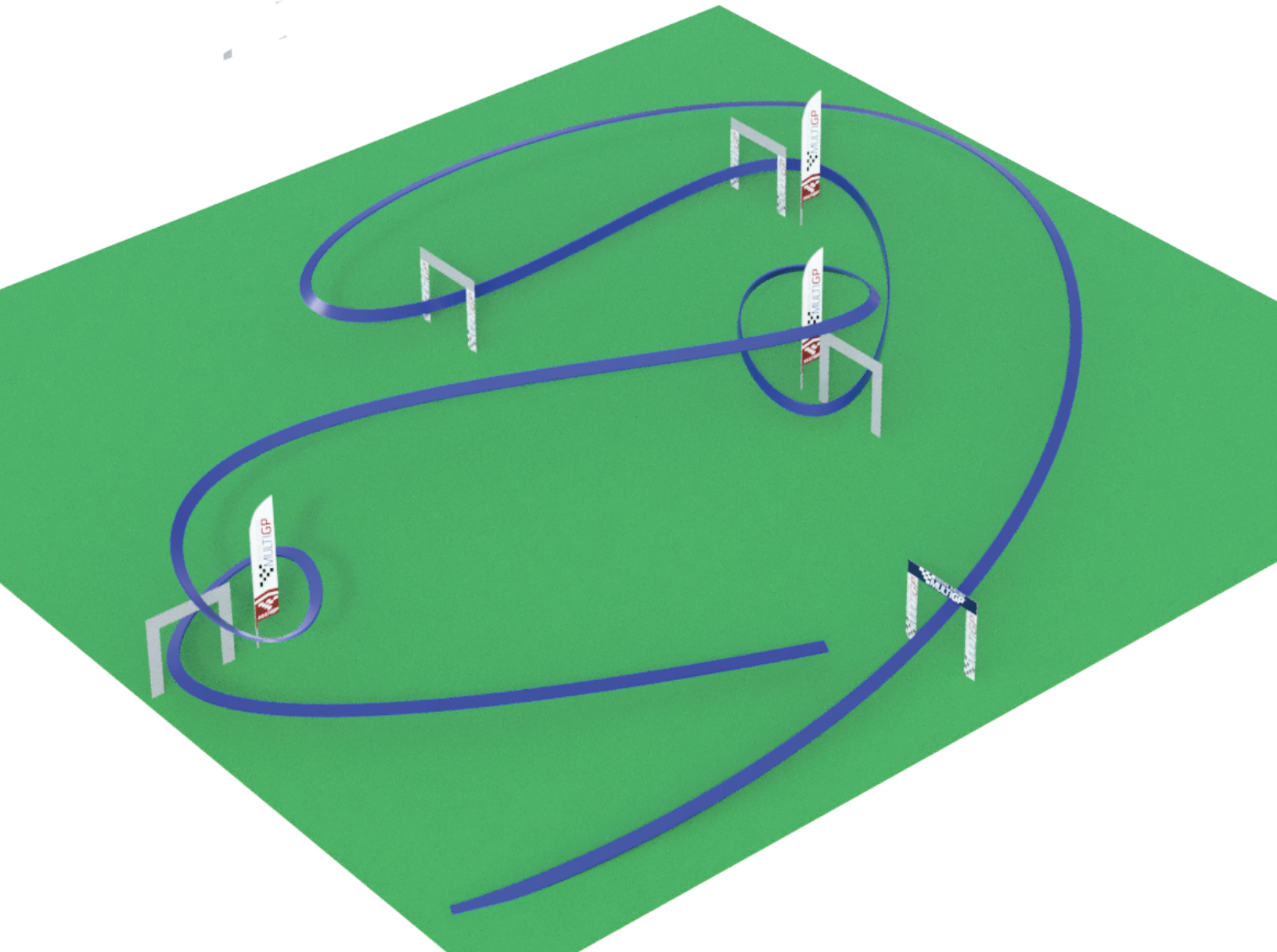

Build Guide

1)Orientate the field and determine where gate 1, the start gate will be. Place a rebar for the right gate leg. Then extend out a tape measure 64 ft. At the end of the tape place a rebar for the left leg of gate 2.

2)Now place a rebar at 7ft and 57ft for the other legs of gates 1 and 2.

3)From the right leg of the start gate walk out 57.6 ft, and from the left leg of the gate 2 walk out 53 ft. Where they meet place a gate rebar for gate 5.

4)To place gate 4 walk out 39.4 ft from the right leg of the start gate and 32.2ft from the left of gate 2, place the flag. Place the gate in line with the flag, with the leg 2ft from the flag. The gate should be 16 ft from the line between gates 1 and 2.

5)To place gate 5, run the tape from the flag at gate 4 to the rebar you placed for gate 5. Place rebar for the right leg of the gate 7ft along the tape and then another 2 feet away for the flag.

6)To place gate 3, measure up from the left leg of gate 2 33 ft, and 72ft from the right of the start gate. Place the gate rebar, once that is placed you can measure up 33 ft from the right side of gate 2 to get the proper placement for the right leg of gate 4.

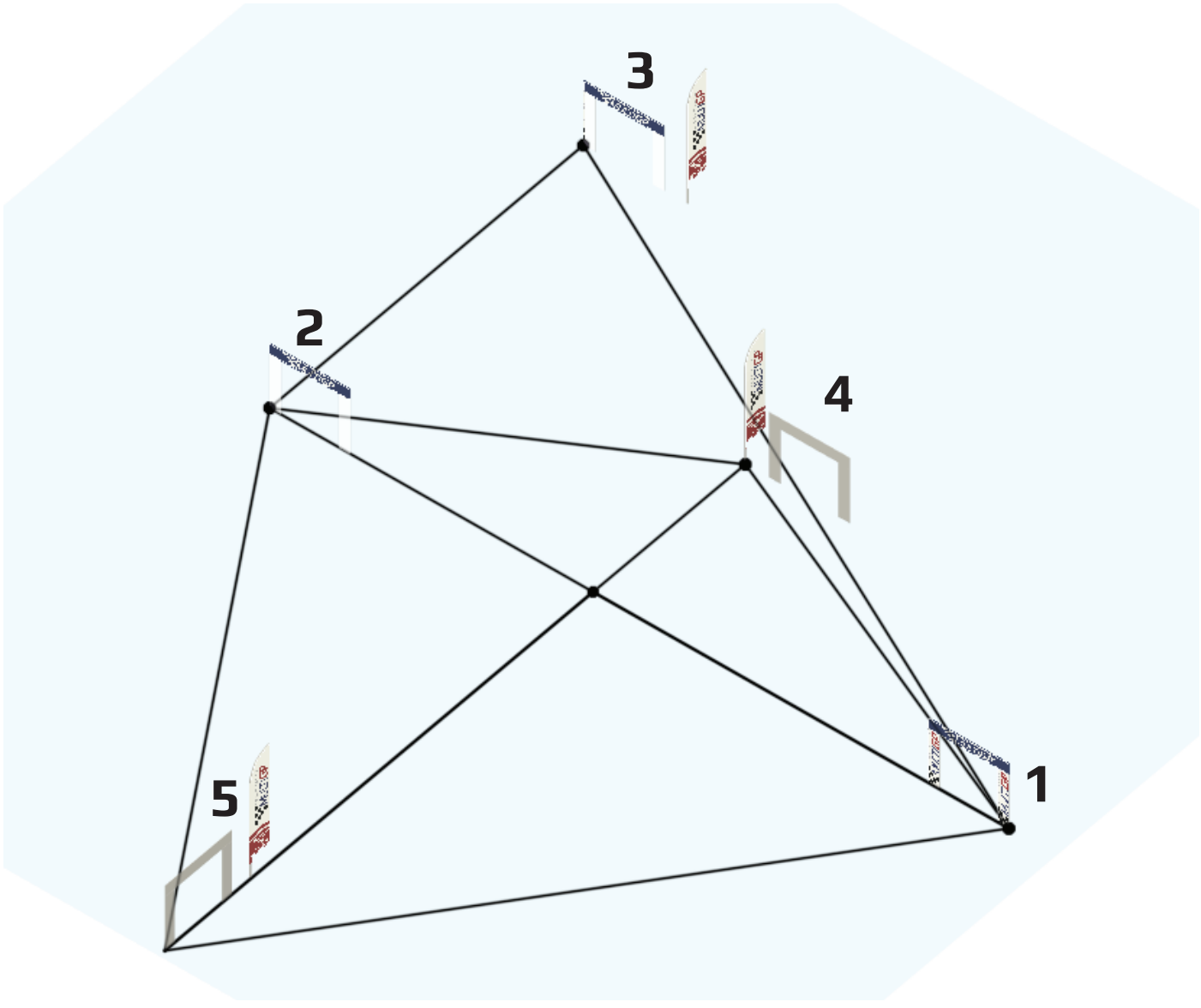

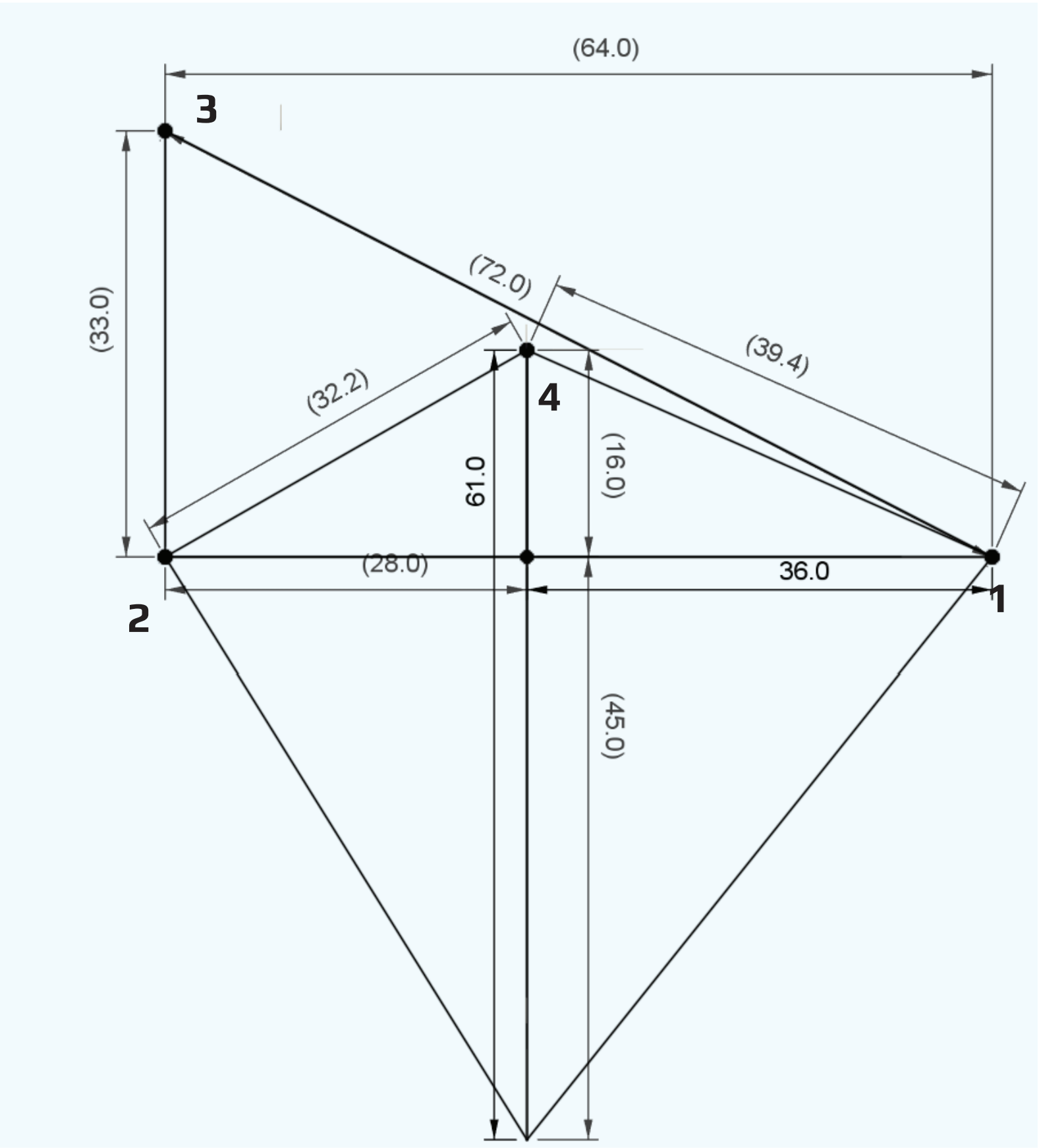
(64.0)
3
(33.0)
(72.0)
(39.4)
(32.2)
4
61.0
(16.0)
(28.0)
36.0
2
1
(45.0)
5